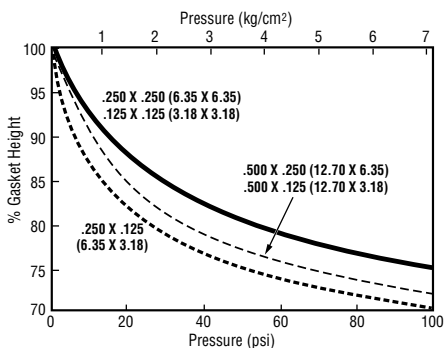


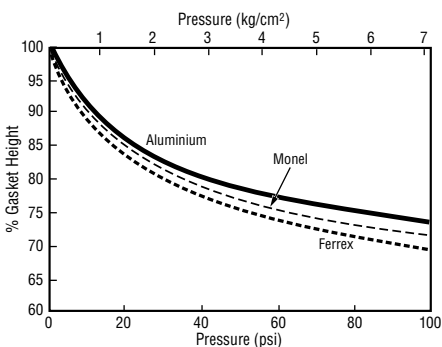
## COMPRESSION-DEFLECTION

The deflection of knitted wire mesh strips under various compressive loads is a function of size, shape, and wire material.

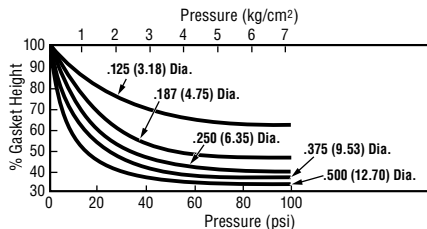
Figures 1-7 provide typical compression-deflection data for common sizes and shapes in both monel and Ferrex materials. Figure 7 applies to monel mesh over a neoprene sponge core.



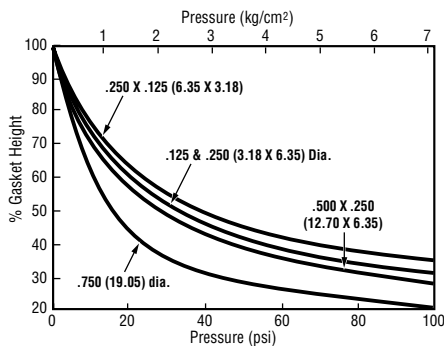
**Figure 1** Compression vs. Pressure for MESH STRIP Gasketing  
Dimensions are W x H in inches and (mm).



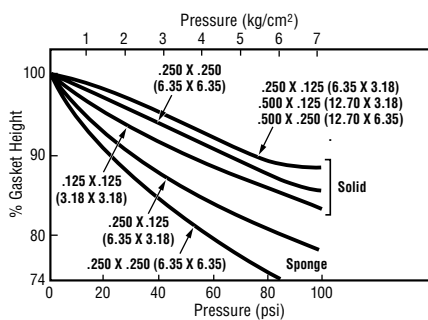
**Figure 2** Compression vs. Pressure for MESH STRIP Gasketing with Cross Section of 0.250 in. (6.35 mm) x 0.125 in. (3.18 mm)



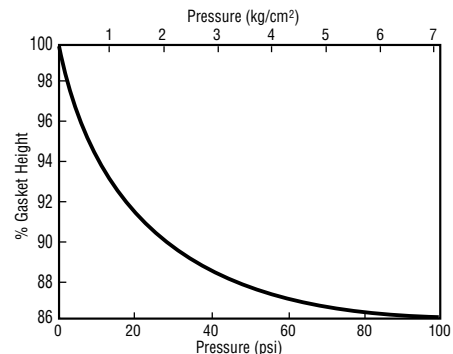
**Figure 3** Compression vs. Pressure for Monel Round MESH STRIP Gasketing  
Dimensions are inches and (mm).



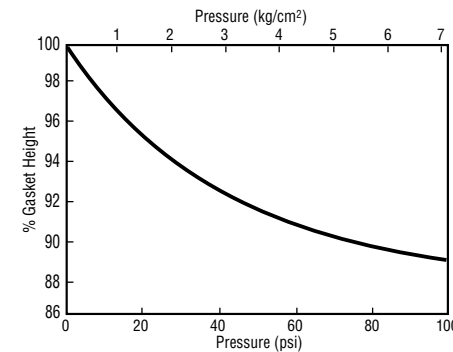
**Figure 4** Compression vs. Pressure for MESH STRIP Gasketing with Neoprene Sponge Core and Two Layers of Monel Mesh  
Dimensions are Dia. or W x H in inches and (mm).



**Figure 5** Compression vs. Pressure for POLASTRIP Gasketing  
Dimensions are W x H in inches and (mm).



**Figure 6** Compression vs. Pressure for METALASTIC Gasketing



**Figure 7** Compression vs. Pressure for PORCUPINE METALASTIC Gasketing

## SHIELDING EFFECTIVENESS

Figures 8-11 show the shielding effectiveness of mesh, METALASTIC and POLA gasket materials, measured per MIL-STD-285, with a 12 x 12 inch (305 x 305 mm) aperture in a rigid enclosure wall. Shielding effectiveness is expressed as the difference between an open-field reference measurement and a measurement with antennas placed on each side of the covered gasketed aperture. Figure 12 shows typical shielding effectiveness of METALKLIP clip-on gaskets.

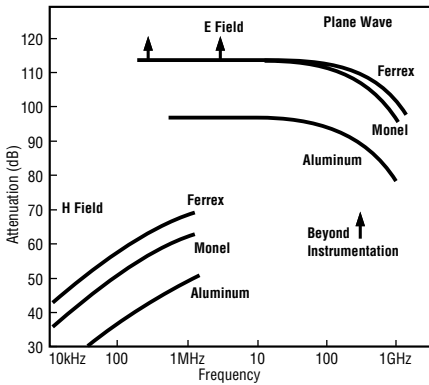


Figure 8 Shielding Effectiveness of Mesh Gaskets

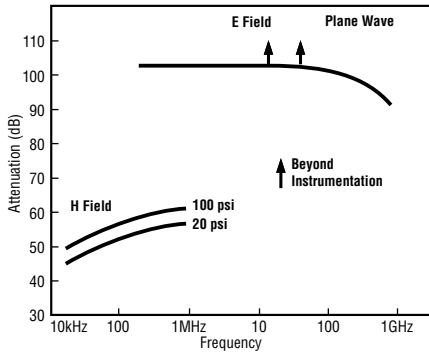


Figure 9 Shielding Effectiveness of POLA Gaskets (solid)

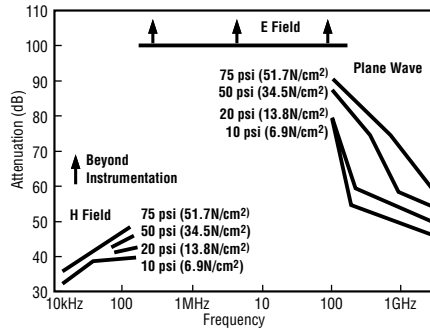


Figure 10 Shielding Effectiveness of METALASTIC Gaskets

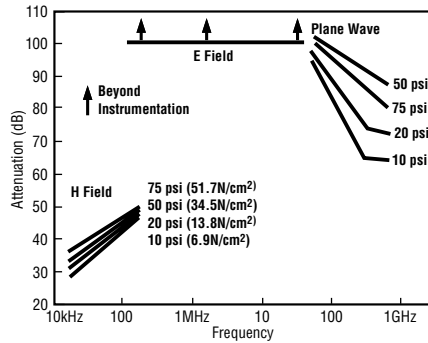


Figure 11 Shielding Effectiveness of PORCUPINE METALASTIC Gaskets

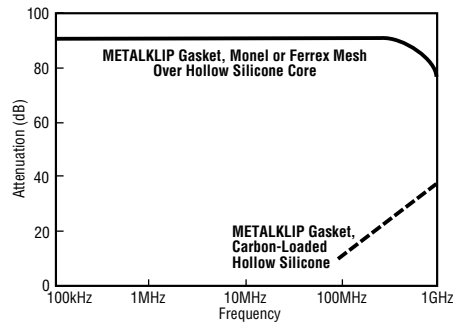


Figure 12 Shielding Effectiveness of METALKLIP Clip-On Gasketing

## EMP SURVIVABILITY

In order for an enclosure to continue providing EMI isolation during and after an EMP environment, the conductive gaskets at joints and seams must be capable of carrying EMP-induced current pulses. Figure 13 shows the EMP current response of various metal mesh gasket materials.

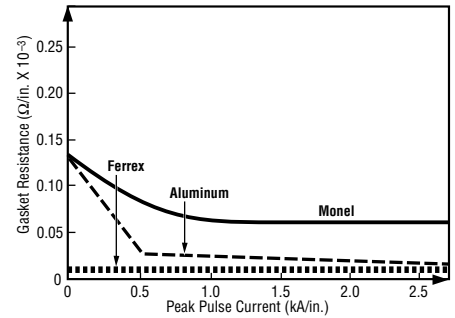


Figure 13 EMP Current Response of Mesh Gaskets

### Unit Conversion Note:

Gasket Resistance, 1 mΩ/in. = 25.4 Ω/mm  
Peak Pulse Current, 1 kA/in. = 25.4 kA/mm